

Shikshn Prasharak Sansth's
Padmabhushan Vasantodada Patil
Mahavidyalaya K. Mahankal,
Dist.- Sangli (M.S.) India.

Analysis Report of

Students Satisfaction Survey

Academic Year: 2021-22

Submitted to

Internal Quality Assurance Cell

Student Satisfaction Survey Report

Introduction and Objectives:

Shikshan Prasarak Sanstha's, **P. V. P. Mahavidyalaya, Kavathe Mahankal** was established in the year 1978. The college aims at the overall development of the students to become entrepreneurs and professionals in the respective disciplines. IQAC of the college conducted a Student Satisfaction Survey regarding Teaching – Learning and Evaluation for the academic year 2021-22. It will help to upgrade the quality in higher education. Receiving positive or negative feedback from these students is important as both are crucial in helping monitor and evaluate the provision. Listening to what student say is a contributing factor to running a successful college or institution. This survey was developed to capture students' evaluation about teacher, facilities and curriculum related issues.

Methodology

In every academic year, we ask our students to fill a Students Satisfaction Survey form (SSS) which is made available on college website. Filling of SSS is voluntary/ optional. For the academic year 2021-22, there were 1820 registered students at the college. The data was collected during the period 1st January 2022 to 31st May 2020. The link of SSS form was also made available to students on their email address. One thousand and twenty seven (1027) students responded to the survey, providing a response rate of 57%. The analysis presented in this report is based on the responses of the 1027 respondents to the survey.

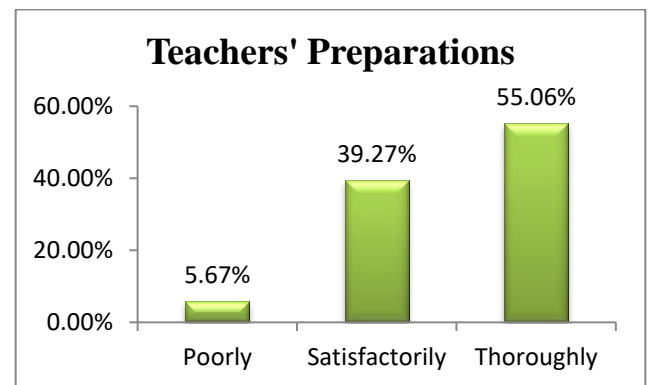
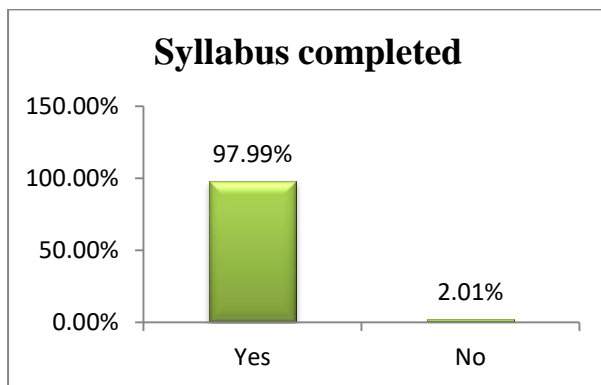
Respondent Profile

The respondent sample is broadly representative of the student population with respect to gender, programme level and course. Most respondents are pursuing programmes at the bachelor's degree level.

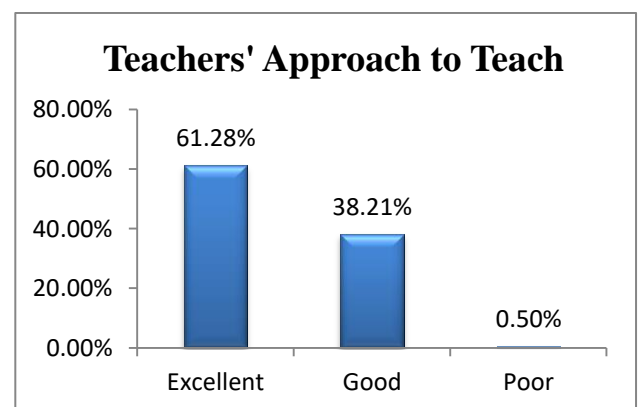
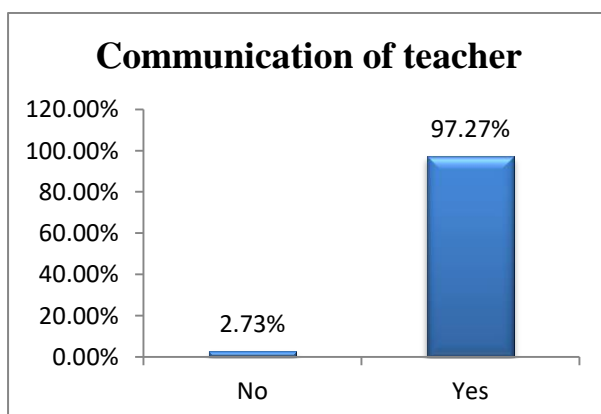
Overall Evaluation

Feedback was collected and analyzed by Feedback Analysis Committee of the college. Opinion of the students is obtained about each parameter in terms of percentage.

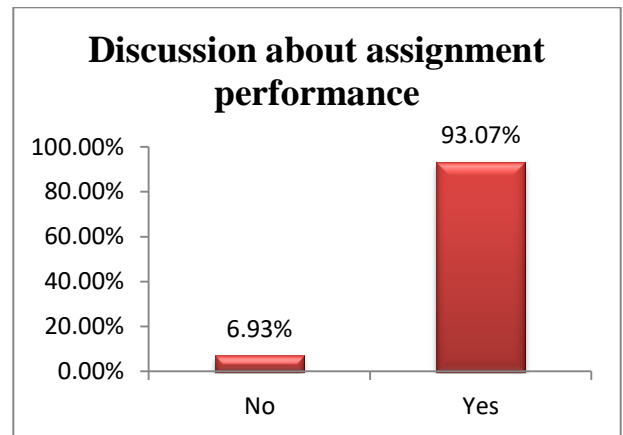
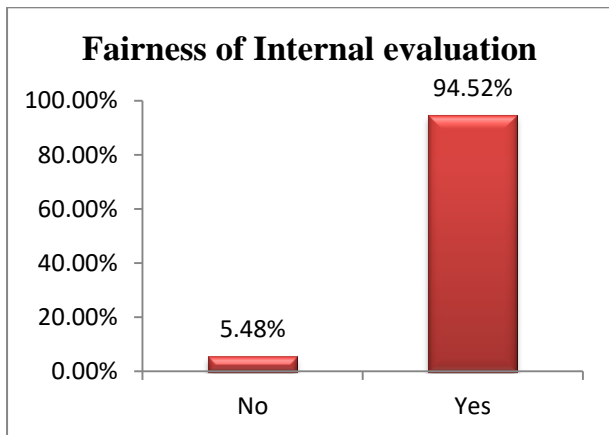
About 98% students said that syllabus covered in the class is more than 90%. About 94% of all students reported that they are being satisfied about the teacher's preparation for the class.



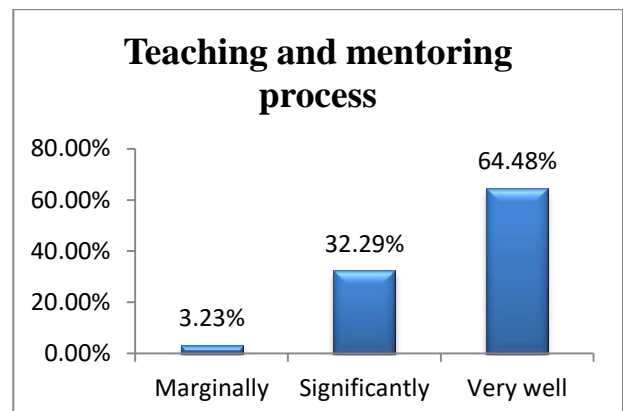
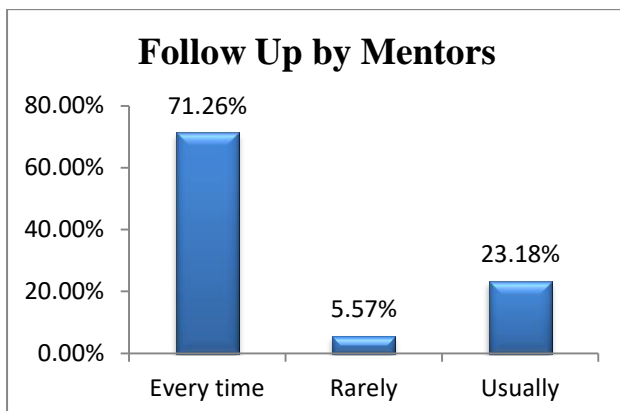
About 97% of the students indicated that all teachers' communication is always effective while about 99.50% of students described teachers approach about teaching is satisfactory.



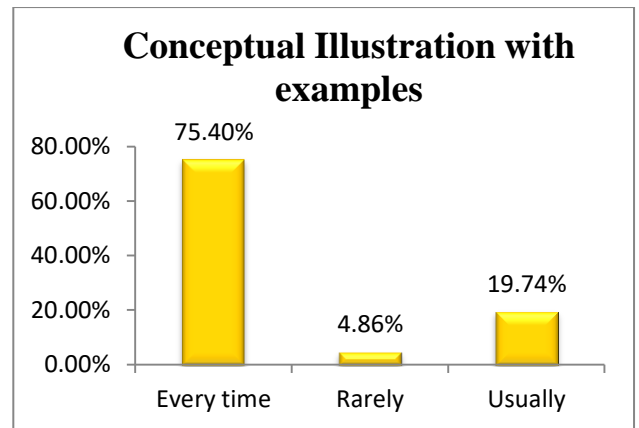
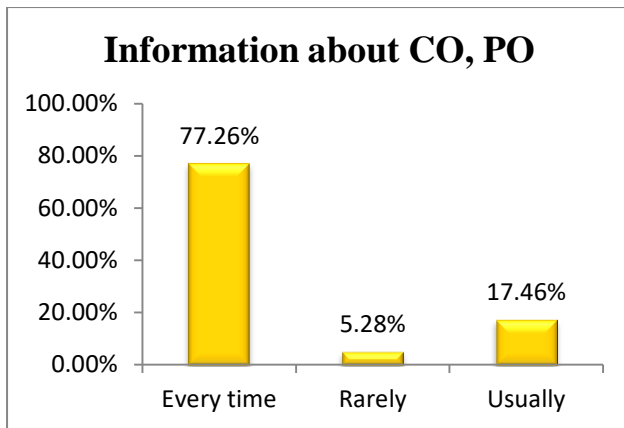
About 95% of the students agree that there is fairness in the internal evaluation processed by teachers while about 93% of the students agree that their performance in assignments discussed with them.




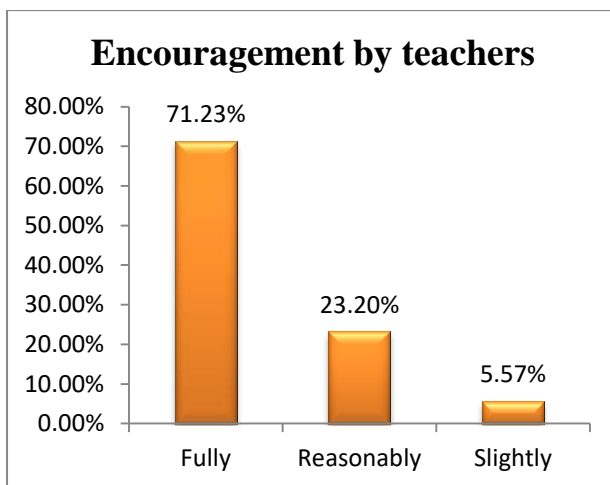
About 94% of the students agree with the mentor takes necessary follow-up with an assigned task given to them. More than 90% of students agree with the teaching and mentoring process in institution significantly facilitates them in cognitive, social and emotional growth.



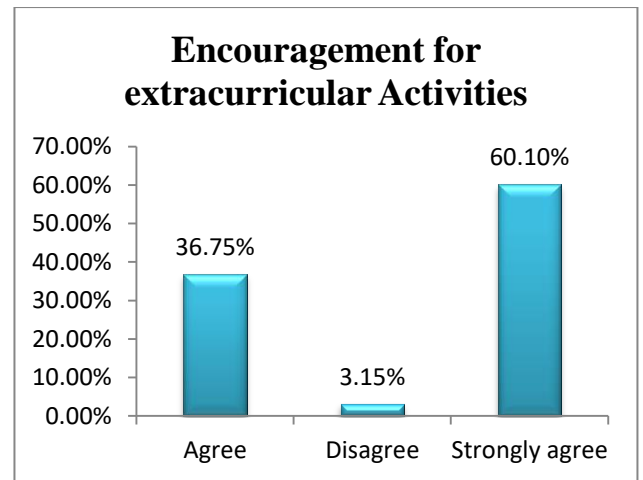
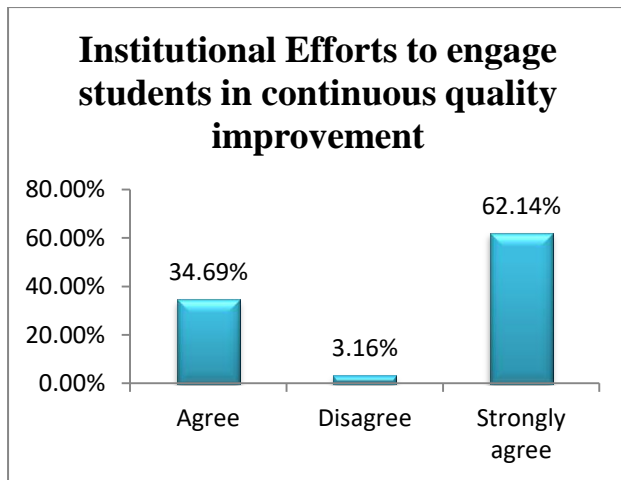
About 95 % of students are satisfied with the conceptual illustration given by teacher by using example and applications and teachers always inform them about their expected competencies, course outcomes and program outcomes.



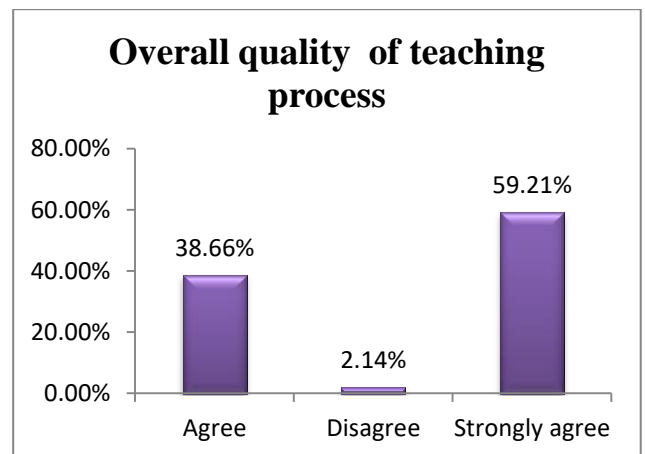
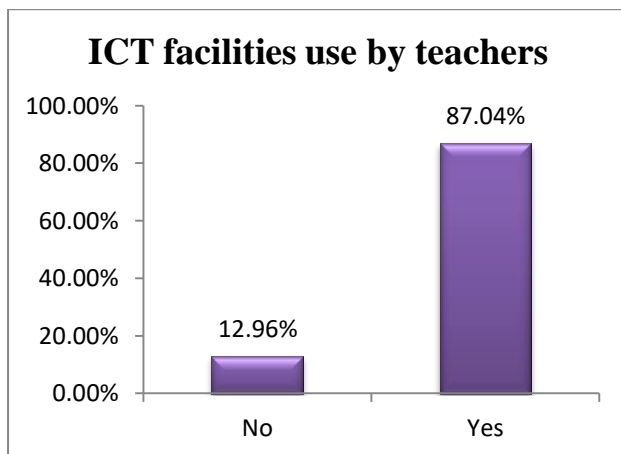
Based on their interactions with students, teachers identify the strength and weaknesses of the students and accordingly encourage them to participate in the various activities organized by Department /College /Sanstha /University. This helps in the overall development of the students. About 71% of the students say that they are fully encouraged by the teachers by knowing about their strengths. Also, 71% of students are saying that every time teachers identify their weaknesses and help them to overcome those weaknesses.



About 97% of the students agree with the institutional efforts to engage students in the monitoring, reviewing and continuous quality improvement of the teaching learning process and also agree with teachers encourage students to participate in extracurricular activities.



Almost all the students are strongly agree with the institution, teachers use student centric methods such as experimental learning, participative learning and problem solving methodologies for enhancing learning experiences to a great extent. 87% of students agree with the fact that more than 90% of teachers using ICT tools such as LCD projector, multimedia, etc. while teaching. Almost 98% of the students agree with the overall quality of teaching learning process.



Observations / Suggestions by Students:

- Following are some suggestions given by students:
- Practical based education is necessary.
- Better graphics and visual media should be used to engage student well.
- Overall teaching is very good.
- Infrastructure development such as drinking water, ICT facilities is necessary.
- Teachers have to give somewhat extra notes as per need of student with explaining or teaching
- More extra cultural activities made available to students
- Computer knowledge is necessary.
- Departmental library is necessary in all departments.
- More guest lectures should be arranged to encourage the students.
- Need promoting internship, student exchange, field visit opportunity for students.

Overall conclusions:

About 98% students said that syllabus covered in the class is more than 90%. About 94% of all students reported that they are being satisfied about the teacher's preparation for the class. About 97% of the students indicated that all teachers' communication is always effective while about 99.50% of students described teachers approach about teaching is satisfactory.

About 95% of the students agree that there is fairness in the internal evaluation processed by teachers while about 93% of the students agree that their performance in assignments discussed with them. About 94% of the students agree with the mentor takes necessary follow-up with an assigned task given to them. More than 90% of students agree with the teaching and mentoring process in institution significantly facilitates them in cognitive, social and emotional growth.

About 95 % of students are satisfied with the conceptual illustration given by teacher by using example and applications and teachers always inform them about their expected competencies, course outcomes and program outcomes. About 71% of the students say that they are fully encouraged by the teachers by knowing about their strengths. Also, 71% of students are saying that every time teachers identify their weaknesses and help them to overcome those weaknesses.

About 97% of the students agree with the institutional efforts to engage students in the monitoring, reviewing and continuous quality improvement of the teaching learning process and also agree with teachers encourage students to participate in extracurricular activities. 87% of students agree with the fact that more than 90% of teachers using ICT tools such as LCD projector, multimedia, etc. while teaching. Almost 98% of the students agree with the overall quality of teaching learning process.