

**P. V. P. Mahavidyalaya K. Mahankal**

**Dist.- Sangli (M.S.) India.**

**Analysis Report of**

**Students Satisfaction Survey**

**Academic Year: 2019-20**

**Submitted to**

**Internal Quality Assurance Cell**

# **Student Satisfaction Survey Report**

## **Introduction and Objectives:**

Shikshan Prasarak Sanstha's, **P. V. P. Mahavidyalaya, Kavathe Mahankal** was established in the year 1978. The college aims at the overall development of the students to become entrepreneurs and professionals in the respective disciplines. IQAC of the college conducted a Student Satisfaction Survey regarding Teaching – Learning and Evaluation for the academic year 2019-20. It will help to upgrade the quality in higher education. Receiving positive or negative feedback from these students is important as both are crucial in helping monitor and evaluate the provision. Listening to what student say is a contributing factor to running a successful college or institution. This survey was developed to capture students' evaluation about teacher, facilities and curriculum related issues.

## **Methodology**

In every academic year, we ask our students to fill a Students Satisfaction Survey form (SSS) which is made available on college website. Filling of SSS is voluntary/ optional. For the academic year 2019-20, there were 487 registered students at the college. The data was collected during the period 23<sup>rd</sup> December 2019 to 5<sup>th</sup> February 2020. The link of SSS form was also made available to students on their email address. Fifty three (165) students responded to the survey. The analyses presented in this report are based on the responses of the 165 respondents to the survey.

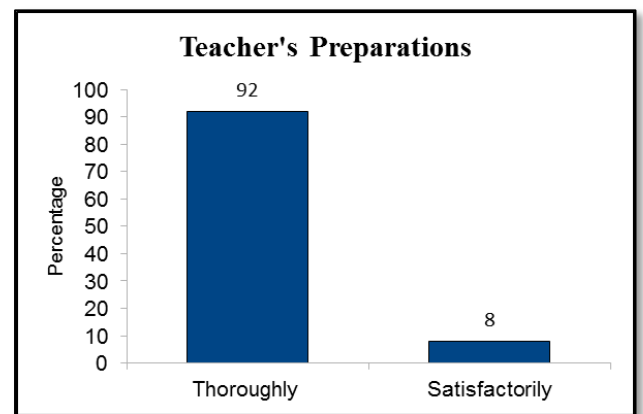
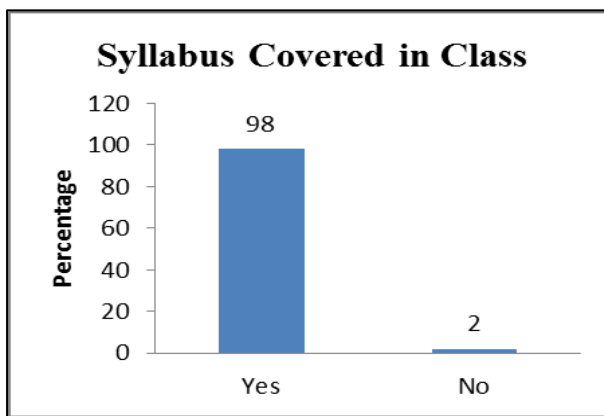
## **Respondent Profile**

The respondent sample is broadly representative of the student population with respect to gender, program level and course.

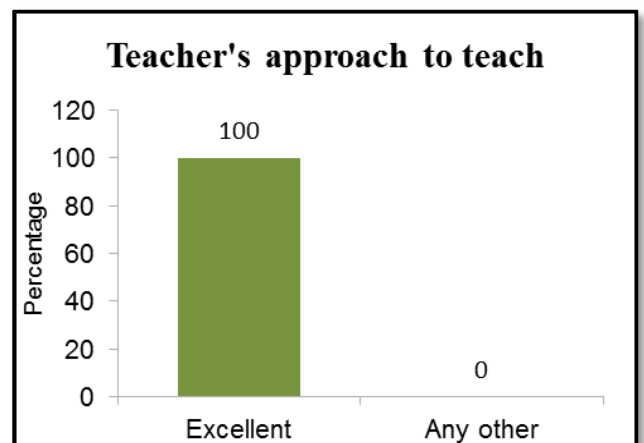
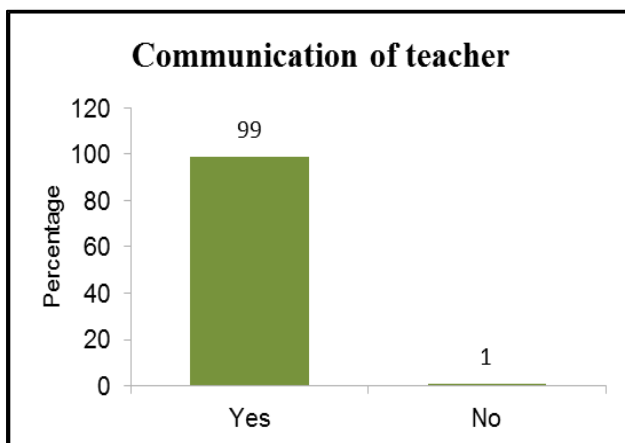
## Overall Evaluation

Feedback was collected and analyzed by Feedback Analysis Committee of the college. Opinion of the students obtained about each parameter in terms of percentage.

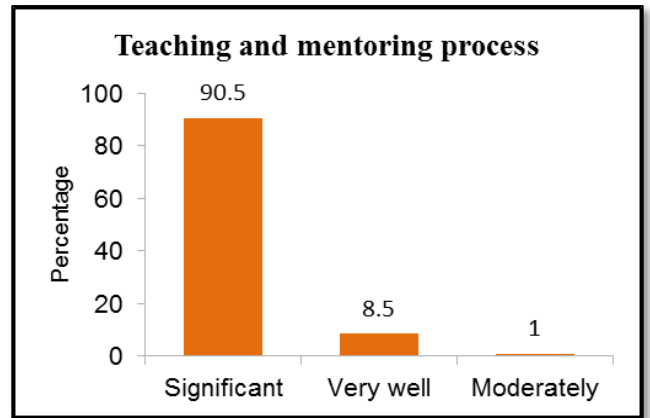
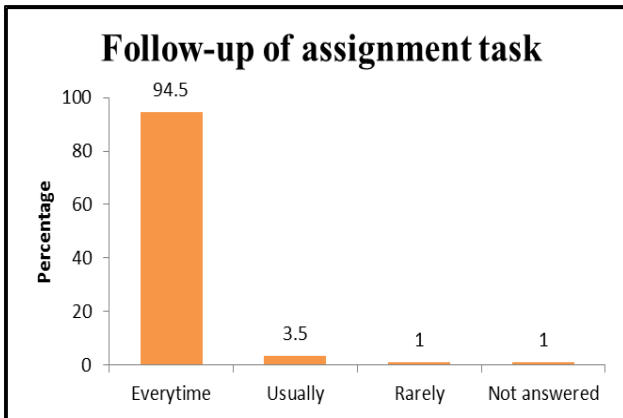
About 98% students indicated that syllabus covered in the class is more than 90%. About 92% of all students reported that they are being satisfied about the teacher's preparation for the class.



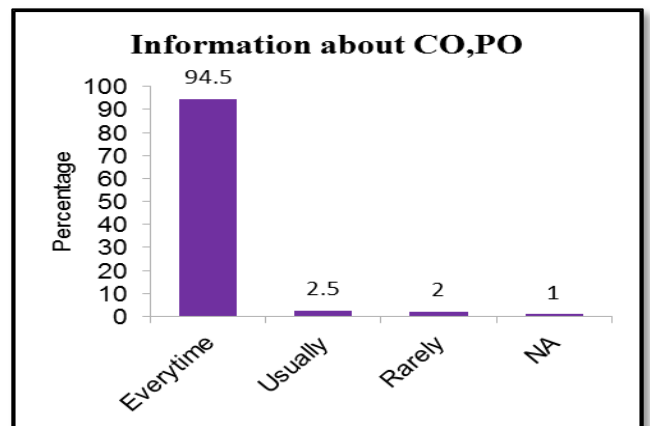
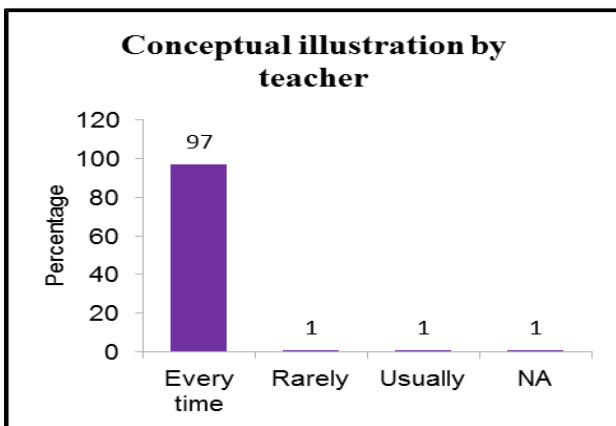
Most of the students indicated that all teachers' communication is always effective there is large number of students who described teachers approach about teaching is excellent.



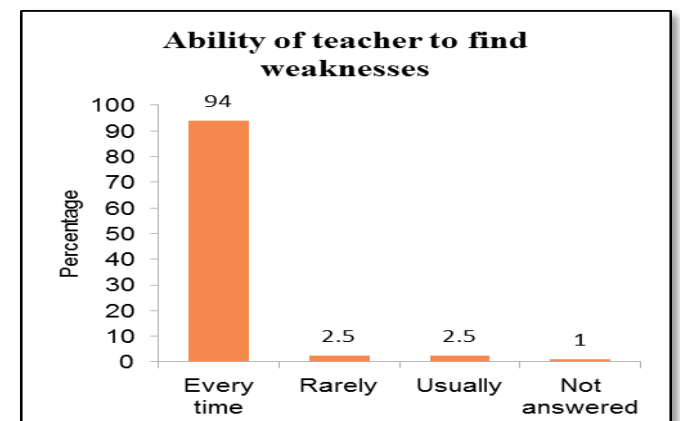
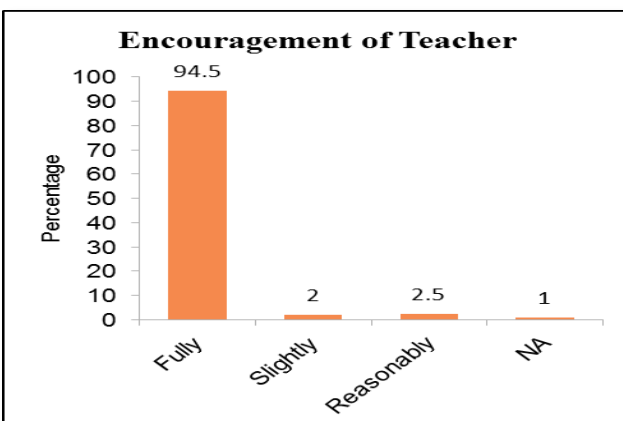
Most of the students agree with the mentor who takes necessary follow-up with an assigned task given to them. More than 90% of students agree with the teaching and mentoring process in institution significantly facilitates them in cognitive, social and emotional growth.



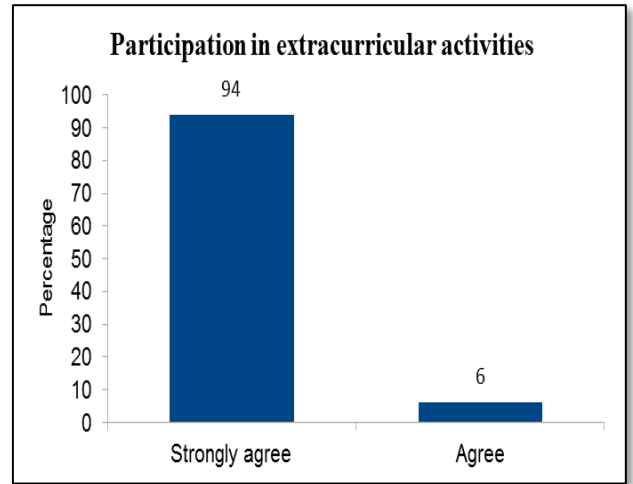
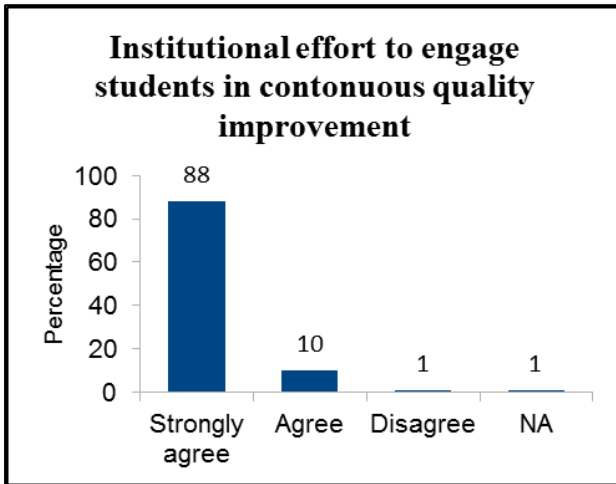
About 97 % of students are satisfied with the conceptual illustration given by teacher by using example and applications. About 94 % students are saying that teachers always inform them about their expected competencies, course outcomes and program outcomes.



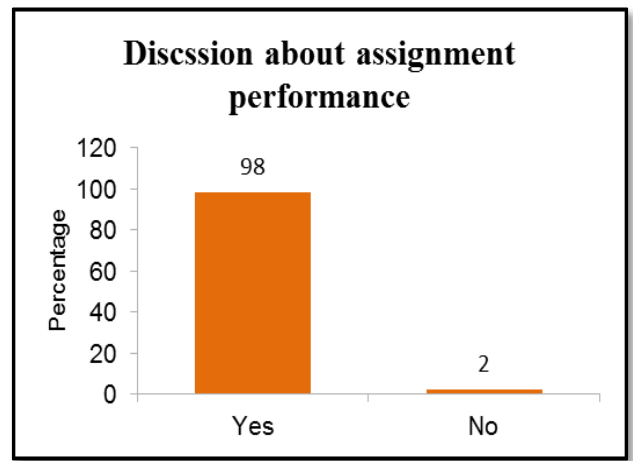
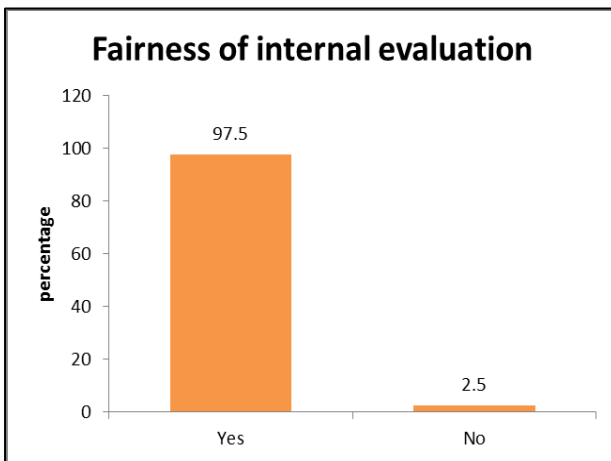
Based on their interactions with students, teachers identify the strength and weaknesses of the students and accordingly encourage them to participate in the various activities organized by Department /College /Sanstha /University. This helps in the overall development of the students. About 94 % students are fully agreeing with this point of encouragement of teachers. Also, 94% of students are saying that most of the times teachers identify the weaknesses of the student.



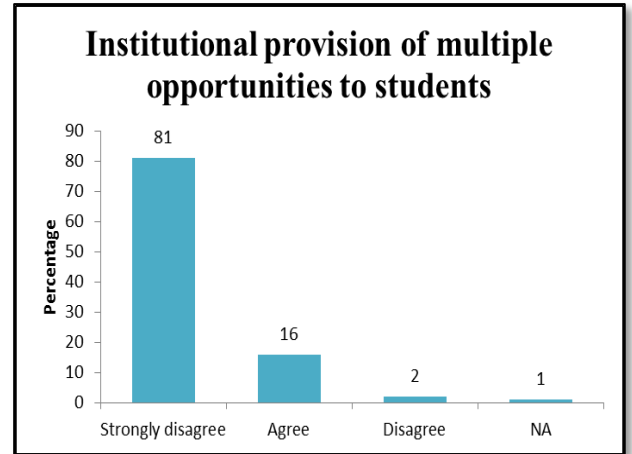
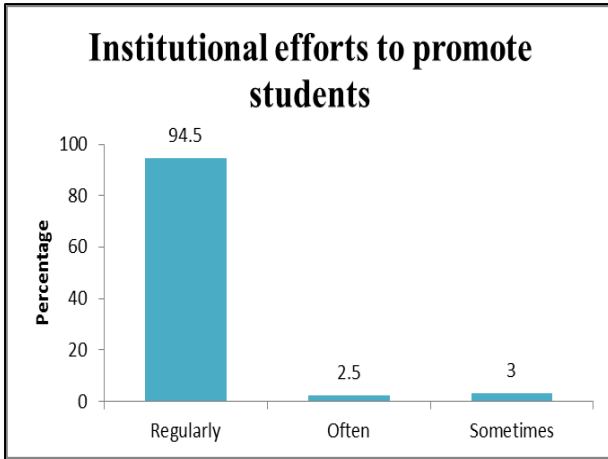
About 88% students strongly agree and about 10% agree with the institutional efforts to engage students in the monitoring, reviewing and continuous quality improvement of the teaching learning process. Also about 94% students agree with the fact that students are encouraged to participate in extracurricular activities by teachers.



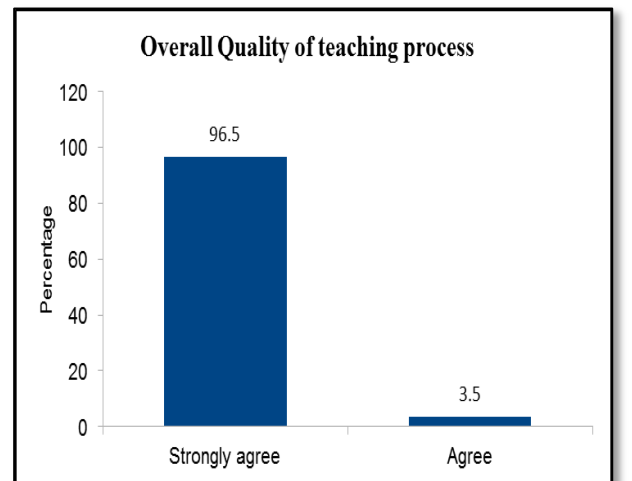
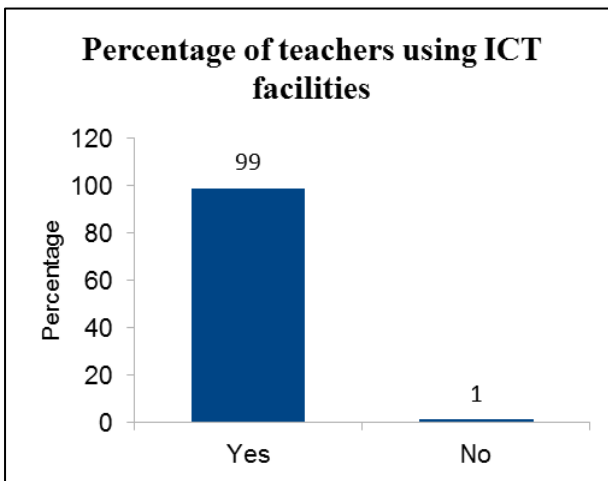
In student satisfaction survey, the fairness of internal evaluation by teachers plays an important role. According to this survey, about 97.5% students are agreed with fairness of internal evaluations. Also about 98% students said that their performances in assignments are discussed with them.



About 94.5% students agree with the institute regularly takes an active interest in promoting students. And also about 81% students strongly agree with the statement that institute provides multiple opportunities to students to learn and grow.



99% students agree with the fact that more than 90% of teachers using ICT tools such as LCD projector, multimedia, etc. while teaching. Most of the students i.e. 96.5% students agree with the overall quality of teaching learning.



**Following are some suggestions given by students:**

1. More ICT facilities are made available not only to teachers but also for students.
2. Infrastructure development is necessary.
3. More extra cultural activities made available to students